

Catalogue

2020/2021



REACH BEYOND




# ***PIGUY*** ***GOLF*** ***CHALLENGE***





## CONTENTS

JPX921 TOUR .....	1	ST200X HYBRID .....	33
JPX921 FORGED .....	3	CLK .....	35
JPX921 HOT METAL/ HOT METAL PRO ...	5	M.CRAFT .....	37
JPX921 SEL .....	7	SHAFT OPTIMIZER .....	39
JPX FLI-HI .....	9	TOUR PERFORMANCE STUDIO .....	41
ES21 .....	11	SHAFTS .....	43
MP-20 .....	13	GRIPS .....	47
MP-20 MMC.....	15	BAGS.....	49
MP-20 HMB .....	17	GLOVES .....	55
MP-20 SEL.....	19	BALLS.....	57
T20 WEDGE .....	21	AW20.....	59
ST200.....	23	SS21 .....	64
ST200G .....	25	FOOTWEAR .....	68
ST200X.....	27	HEADWEAR .....	71
ST200 FAIRWAY WOOD .....	29	ACCESSORIES .....	74
ST200X FAIRWAY WOOD.....	31	LUGGAGE .....	77





JPX 921 TOUR

# THE CHOSEN ONE

Consistently Mizuno's most chosen model on the Tour among non-contracted professionals - the JPX900 Tour and JPX919 Tour were both played to win major championships. The stunning new JPX921 Tour maintains its predecessor's surprising fusion of precision with stability from off-centre strikes. Now even thicker behind impact for an enhanced, softer feel, with tour refined short irons for smoother turf interaction. Grain Flow Forged in Hiroshima Japan.



The longer-term Mizuno professionals tend to play our MP irons - but younger players coming from other brands seem to prefer the stripped-back functionality of the JPX Tour. There's a sharper look and straighter flight that lends itself to the way they interpret the game.

Chris Voshall, Product Manager



## JPX 921 TOUR SPECIFICATION

	#4	#5	#6	#7	#8	#9	PW*	GW*
Loft Range	24°	27°	30°	34°	38°	42°	46°	51°
Lie	60°	60.5°	61°	61.5°	62°	62.5°	63°	63°
Length	38.5"	38"	37.5"	37"	36.5"	36"	35.5"	35.25"

Dexterity: RH: 4-GW

LH: 6 - GW only. For specs see SEL (Special Edition Leftie)



**FORGED IN HIROSHIMA JAPAN:** Grain Flow Forged HD at our legendary facility from 1025E Pure Select Mild Carbon steel - for an identifiable and unsurpassed Mizuno feel.

**MODERN TOUR FLIGHTED:** Mizuno's Stability Frame with toe bias weighting, gives the longer CG distance needed for a straighter, consistent ball flight.

**WORKSHOP REFINED SHORT IRONS:** An even narrower sole to the shorter irons tested for clean turf interaction.

**HARMONIC IMPACT:** Feel impact for a fraction longer thanks to the thicker cavity pad - evolved from Mizuno's study of vibration patterns.

**PEARL BRUSH FINISH:** Anti-glare to minimise distractions over the ball.



JPX 921 FORGED

# FASTER. FORGED. FIRST

The JPX921 Forged iron integrates the power of Chromoly into a full-body Forged iron for the very first time. Initially applied in Mizuno's Hot Metal irons - Chromoly has made the cross over to a Mizuno's forgings with staggering results. The fastest ball speeds Mizuno has ever produced from a fully Forged iron - a treat for both the senses and the scorecard. Grain Flow Forged in Hiroshima Japan.



The JPX921 Forged is everything you could want from an iron - stable, incredibly fast from the face, coupled with that incredibly soft Mizuno Forged feel. I like how the slightly reduced offset and bevelled trailing edge give a sleeker, faster look to the head.

Chris Voshall, Product Manager



## JPX 921 FORGED SPECIFICATION

	#4	#5	#6	#7	#8	#9	PW*	GW*
Loft Range	21°	24°	27°	31°	35°	40°	45°	50°
Lie	60°	60.5°	61°	61.5°	62°	62.5°	63°	63°
Length	38.5"	38"	37.5"	37"	36.5"	36"	35.5"	35.25"

Dexterity: RH: 4-GW

LH: 4 & 5 iron only. For specs see SEL (Special Edition Leftie)



**FORGED IN HIROSHIMA JAPAN:** Grain Flow Forged HD at our legendary facility - for an identifiable and unsurpassed Mizuno feel.

**FASTER. FORGED. FIRST:** Chromoly 4120 allows a clubface up to 0.5mm thinner for our fastest peak and average ball speeds from a full body Forged iron.

**SLEEKER COMPACT PROFILE:** A shorter blade length throughout, bevelled trailing edge and reduced offset.

**CNC BACK MILLED:** A 6.4% wider backmilled slot increases stability from off centre strikes - from a smaller clubhead.

**STABILITY FRAME:** Additional perimeter weighting with toe bias for stability from off centre strikes.

**PEARL BRUSH FINISH:** Anti-glare to minimise distractions over the ball.



# CHROMOLOY<sup>3</sup>

The JPX921 Hot Metal irons pair Mizuno's fastest ever ball speeds with a piercingly straight, ball flight and controllable landing angles. The 3rd generation of Mizuno irons to utilize the resilience of Chromoly - the JPX921 has the most complex face geometry to date for additional energy from the clubface. Choose the more Pro version for a more compact profile with reduced offset.



The introduction of Chromoly was the breakthrough Mizuno needed to take a step up in ball speed. We learn more about the potential of Chromoly with each generation and push it further each time.

Chris Voshall, Product Manager



## JPX 921 HOT METAL/HOT METAL PRO SPECIFICATION

	#4	#5	#6	#7	#8	#9	PW	GW	SW	LW
Loft Range	19°	22°	25°	29°	34°	39°	44°	49°	54°	59°
Lie	60°	60.5°	61°	61.5°	62°	62.5°	63°	63°	63°	63°
Length	38.5"	38"	37.5"	37"	36.5"	36"	35.5"	35.25"	35.25"	35.25"

Dexterity: Hot Metal: RH & LH  
Hot Metal Pro: RH only



**FASTER AND FASTER CHROMOLY 4140M:** Our 3rd generation of designing and manufacturing irons using Chromoly - now taken to its limits. Are-engineered CORTECH face, is now 0.2mm thinner across the centre point.

**SEAMLESS CUP FACE:** A new variable thickness sole design allows the leading edge to act as a hinge, resulting in greater face flex and ball speeds.

**HARMONIC IMPACT:** Predicting vibration patterns dictated 3 additional sound ribs - producing a more solid sensation.

**PEARL BRUSH FINISH:** Anti-glare to minimise distractions over the ball.

**STABILITY FRAME:** Additional perimeter weighting with toe bias for stability from off centre strikes.



JPX 921 SEL

## SPECIAL EDITION LEFTIE

The first left handed Mizuno JPX Tour iron since its conception in 2016. Built into a combination set with JPX921 Forged long irons for the perfectly balanced set up. Lofts have been pre-adjusted for perfect distance gapping between the models.



### JPX 921 SEL SPECIFICATION

	#4	#5	#6	#7	#8	#9	PW	GW
Loft Range	22°	26°	30°	34°	38°	42°	46°	51°
Lie	60°	60.5°	61°	61.5°	62°	62.5°	63°	63°
Length	38.5"	38"	37.5"	37"	36.5"	36"	35.5"	35.25"
	JPX921 FORGED		JPX921 TOUR					

Dexterity: LH only



**FORGED IN HIROSHIMA JAPAN:** Grain Flow Forged HD at our legendary facility - for an identifiable and unsurpassed Mizuno feel.

**MODERN TOUR FLIGHTED:** Mizuno's Stability Frame with toe bias weighting, gives the longer CG distance needed for a straighter, consistent ball flight.

**WORKSHOP REFINED SHORT IRONS:** An even narrower sole to the shorter irons tested for clean turf interaction.

**HARMONIC IMPACT:** Feel impact for a fraction longer thanks to the thicker cavity pad - evolved from Mizuno's study of vibration patterns.

**PEARL BRUSH FINISH:** Anti-glare to minimise distractions over the ball.




# THE PRECISIONHYBRID

Mizuno's JPX Fli-Hi's are precision hybrids – engineered to directly replace your least reliable long or mid irons. The new Fli-Hi's wider footprint and material construction deliver an even more playable, high flying alternative than their predecessors. A 17-4 stainless steel face and 431 body delivers an upgrade in ball speed – while maintaining a bendable hosel that allows for adjustments in lie angle.



Unlike most hybrids, the JPX Fli-Hi isn't chasing distance at all costs – the design is completely dedicated to hitting the same gaps as a corresponding iron. Yet the CG placement makes them a lot more reliable than a traditional iron.

David Llewellyn, Director of R&D



## JPX FLI-HI SPECIFICATION

	#4	#5	#6	#7
Loft Range	20°	22.5°	25°	29°
Lie	59.25°	60°	60.75°	61.5°
Length	39.25"	38.5"	37.75"	37"

Dexterity: RH only



**FAIRWAY WOOD TO HYBRID PROFILE:** The 20 degree (#4) has a wider fairway type profile, graduating to a tighter hybrid type shaped 29 degree (#7) with a deeper face.

**NEW 17-4 STAINLESS STEEL FACE AND 431 BODY:** Entirely new construction creates a lighter crown for higher ball flight – with a bendable neck for lie angle adjustment.

**MORE CONSISTENT BALLS SPEEDS:** Are-engineered Wave Soleplate expands the high ball speed area of the Fli-Hi's clubface.

**MORE RELIABLE DISTANCE GAPS:** A deeper centre of gravity than the replaced iron – means more predictable launch, spin and distance gaps.

**ORDER INDIVIDUALLY OR AS PART OF A CUSTOM SET:** Your Mizuno Swing DNA fitter can build the JPX Fli-Hi into your new iron set.



ES21

# SPIN CENTRAL

Controlling spin rates amongst a batch of similar wedgeshots is one of the most significant factors in building an effective short game. The ES21 wedges make that a reality by incorporating a higher, more central sweet spot and stable design – not just elevating spin, but maintaining it shot for shot. Made possible by a multi-piece stainless steel construction and Grain Flow Forged face packed into a versatile high toe profile with surprisingly narrow top line.



We've taken a very Mizuno type approach to the ES21 by keeping the top line very sleek – despite the technology inside. Our testing showed that there's a lot of good golfers out there who will be surprised at the gains they could make by having more predictable spin numbers.

Chris Voshall, Product Manager



## ES21 WEDGE SPECIFICATION

	#54	#54 WS	#56	#56 WS	#58	#58 WS	#60	#60 WS
Loft Range	54°	54°	56°	56°	58°	58°	60°	60°
Lie	63°	63°	63°	63°	63°	63°	63°	63°
Bounce	8°	12°	10°	14°	8°	12°	6°	10°
Length	35.25"	35.25"	35.25"	35.25"	35.25"	35.25"	35.25"	35.25"
WS (Wide Sole)	Dexterity: RH only							



**PREDICTABLE & CONSISTENT:** Hollow body stainless steel 431 construction creates a higher, deeper CG and more vertical gear effect.

**SPIN CENTRAL:** A perfectly centred sweet spot is easier to hit consistently – ensuring a squarer strike, longer contact and higher spin.

**HIGH TOE & LOW HEEL:** Incredibly stable on open face, floated shots.

**QUAD-CUT GROOVES:** Ultra precise CNC Milled grooves cut into durable Grain Flow Forged Boron infused steel

• **WET WEATHER PERFORMANCE:** Hydroflow Micro Grooves are vertically etched to release moisture and reduce spin drop off.

**STANDARD OR WIDE SOLE OPTION:** Options for both amateurs and elite players looking for more spin consistency.



MP-20

## LAYERS OF HISTORY. LAYERS OF FEEL

### PURE MUSCLE BACK

The ultimate Mizuno muscle back - heavily influenced by the most revered blades of Mizuno's past. Grain Flow Forged HD from a single billet of 1025E Pure Select Mild Carbon Steel - then layered with soft Copper plating beneath a protective Nickel Chrome for legendary feel and feedback.



We kept asking ourselves - why did players still talk about the feel of the older Mizuno blades - TN87, MP14, MP29, TP9. Despite our Grain Flow Forging process tightening up and an evolving CAD process that predicts vibration patterns - we were still missing something. The one element left from the old classics was a layer of Copper. After blind testing our players at the Valspar it was more than nostalgia - our test pool universally preferred the prototype with copper plating.

Jeff Cook, PGA Tour Manager



### MP-20 SPECIFICATION

	#3	#4	#5	#6	#7	#8	#9	PW*
Loft Range	21°	24°	27°	30°	34°	38°	42°	46°
Lie	59.5°	60.0°	60.5°	61.0°	61.5°	62.0°	62.5°	63.0°
Length	39.00"	38.50"	38.00"	37.50"	37.00"	36.50"	36.00"	35.50"

Right handed: 3-PW.  
Left handed: 5-PW only. For specs see SEL (Special Edition Leftie).



**LAYERS OF FEEL:** Grain Flow Forged HD in Hiroshima, Japan, from 1025E Pure Select mild carbon steel, then plated in soft copper and Nickel Chrome - the original layering from Mizuno's great TN87 blade.

**'TOUR READY' PROFILE:** Honed by studying elements of Mizuno's most played/retained tour iron models - by both contracted and non-contracted tour players. Usage amongst 'free-agents' on tour provided a new perspective.

**VERTICALLY STABLE:** A discreetly tapered top blade and cambered sole allow a fuller vertical spread of weight to forgive strikes high or low from the face - without distorting the traditional muscle back appearance.

**REFINED TOPLINE:** Mizuno's thinnest topline of recent generations - a response to feedback from our tour players. The MP-20 #3 iron is reduced by 0.05mm and pitching wedge by 0.15mm (compared to MP-18).

**MIXED SATIN/MIRROR FINISH:** Combination of chrome finishing to eliminate areas of high glare in the playing position.



MP-20 MMC

## MULTI METAL PERFORMANCE.

### ELITE PLAYERS CAVITY

The 2nd generation of Mizuno's multi material concept - with a thinner topline and refined scoring irons. Based on the chassis, set flow and proportions of the MP-20 muscle back - engineered to be more playable through the use of Titanium muscle plate and Tungsten sole weight. Grain Flow Forged HD from a single billet of 1025E Pure Select Mild Carbon Steel - layered within soft Copper plating and protective Nickel Chrome for legendary feel and feedback.



The new MMC is the smaller, sharper version of the original. For a player with a traditional eye, looking for a little stability from off centre strikes, but comfortable with their distances and ball speed - this is the iron.

Jeff Cook, PGA Tour Manager



#### MP-20 MMC IRON SPECIFICATION

	#4	#5	#6	#7	#8	#9	PW*
Loft Range	22°	25°	28°	32°	36°	41°	46°
Lie	60.0°	60.5°	61.0°	61.5°	62.0°	62.5°	63.0°
Length	38.50"	38.00"	37.50"	37.00"	36.50"	36.00"	35.50"

Dexterity: RH only



**LAYERS OF FEEL:** Grain Flow Forged HD in Hiroshima, Japan, from 1025E Pure Select mild carbon steel, then plated in soft copper and Nickel Chrome - the original layering from Mizuno's great TN87 blade.

**STABILITY IN A TOUR PREFERRED PROFILE:** Titanium muscle spreads weight for forgiveness from off centre strikes while maintaining centre portion thickness for muscle back type feel / feedback.

**MULTI-MATERIAL CONSTRUCTION:** Grain Flow 1025E mild carbon steel chassis and Ti muscle pad throughout, with 12g Tungsten toe weight (4-7 iron) for ease of launch in a compact playing profile.

**IMPROVED SET FLOW TO WEDGES:** Use of a 2nd Titanium muscle pad specific to the short irons, allows a narrower sole from 8 iron to pitching wedge.

**DRAMATICALLY THINNER TOPLINE:** As a response to requests from the tour. The MP-20 MMC #4 iron is reduced by 0.3mm and pitching wedge by 0.4mm (compared to MP-18 MMC). Less than 1mm thicker at address than the MP-20 muscle back.

**MIXED SATIN/MIRROR FINISH:** Combination of chrome finishing to eliminate areas of high glare in the playing position.



MP-20 HMB

## A NEW BREED.

### HOT METAL BLADE

A full set of performance hybrid irons – in a sharp 'tour ready' profile. Inspired by the proliferation of long iron replacements on tour – the MP20 HMB extends the concept right through to wedge. Built upon the ball speed of Mizuno's Chromoly Face and Neck, supported by a precision stainless steel body and Tungsten weighting. Layered with soft Copper plating and protective Nickel Chrome for legendary feel and feedback.



A few years back it was a surprise to see truly elite tour players with more than one long iron replacement – but now that we've found their acceptance point on offset, size and proportions, there's a new set who are open-minded to the #5 iron and beyond. We're excited to see what happens when they experiment with the HMB.

Jeff Cook, PGA Tour Manager



#### MP-20 HMB IRON SPECIFICATION

	#2	#3	#4	#5	#6	#7	#8	#9	PW*
Loft Range	16°	19°	22°	25°	28°	32°	36°	41°	46°
Lie	59.0°	59.5°	60.0°	60.5°	61.0°	61.5°	62.0°	62.5°	63.0°
Length	39.50"	39.00"	38.50"	38.00"	37.50"	37.00"	36.50"	36.00"	35.50"

Right handed: 2-PW.  
Left handed: 3&4 only. For specs see SEL (Special Edition Leftie).



**LAYERS OF FEEL:** Grain Flow Forged in Hiroshima Japan, plated in soft copper and Nickel Chrome – the original layering from Mizuno's great TN87 blade.

**MUSCLEBACK DNA:** The proportions, topline and offset transition of a classic Mizuno players muscle back, with generous sole width hidden at address. For consistent ball players pursuing added ball speed – without sacrificing their shot making options.

**MIXES WITH ANY MP-20 SET:** Play as a full set, long iron replacement or a mixed set with MP-20 muscle backs or MP-20 MMC. Our recommended breakpoints for blended sets are between 4&5 iron or 7&8 iron.

**COMPLEX, LOFT SPECIFIC CONSTRUCTION:** Our multi-thickness Grain Flow Forged Chromoly (2-8 iron face and neck) is dialed in to be consistently hot across the clubface. Twin 12g Tungsten weights (2-7 iron) deliver stability and an easy launch. A softer 1025E Pure select mild carbon steel makes the short irons (9/pw) soft and responsive.

**MIXED SATIN/MIRROR FINISH:** Combination of chrome finishing to eliminate areas of high glare in the playing position.



# SPECIAL EDITION LEFTIE.

The perfect mixed set of precise, shotmakers MP-20 muscle back mid to short irons, and stable, easy launching MP-20 HMB long irons. Based on our most popular right handed, blended set with lofts adjusted for perfect distance gaps throughout.



## MP-20 SEL IRON SPECIFICATION

	#3	#4	#5	#6	#7	#8	#9	PW*
Loft Range	18°	22°	26°	30°	34°	38°	42°	46°
Lie	59.5°	60.0°	60.5°	61.0°	61.5°	62.0°	62.5°	63.0°
Length	39.00"	38.50"	38.00"	37.50"	37.00"	36.50"	36.00"	35.50"
	MP-20 HMB		MP-20					



**LAYERS OF FEEL:** Grain Flow Forged HD in Hiroshima Japan, from 1025E Pure Select mild carbon steel, then plated in soft copper and Nickel Chrome – the original layering from Mizuno's great TN87 blade.

**MP-20 HMB MUSCLEBACK DNA:** The proportions, topline and offset transition of a classic Mizuno players muscle back with generous sole width hidden at address. For consistent ball players pursuing added ball speed – without sacrificing their shot making options.

**'TOUR READY' PROFILE:** Honed by studying elements of Mizuno's most played/retained tour iron models - by both contracted and non-contracted tour players. Usage amongst 'free-agents' on tour provided a new perspective.

**MP-20 HMB COMPLEX, LOFT SPECIFIC CONSTRUCTION:** Our multi-thickness Grain Flow Forged Chromoly is dialed in to be consistently hot across the clubface. Twin 12g Tungsten weights deliver stability and an easy launch.

**MIXED SATIN/MIRROR FINISH:** Combination of chrome finishing to eliminate areas of high glare in the playing position.



T20

# GRAIN FLOW FORGED HD PRECISION — WHERE YOU NEED IT MOST.

## CLASSIC TEARDROP

The precision and feel of Mizuno's Grain Flow Forged HD process suits the manufacture of wedges like no other. Perfected for over 50 years at one factory in Hiroshima, Japan - Mizuno's forging expertise is revered for its consistency of manufacture, distance control and incredible feedback. A reputation most commonly associated with Mizuno irons - but with even more payback in the wedges where touch and feel are most critical.



Although our T-Series wedges haven't been available to the public for over a year - they've become even more popular on tour over that time. The teardrop shape, forged feel and addition of a Tour only RAW finish brought the wedge to iconic status. The updated T20 has been along time in coming - but with a few extra design tweaks we learned over the last year will finally bring all that wedge goodness back to the public.

Kyle Hammond, PGA Tour Technician



### T20 STANDARD BEVEL

	45/05	46/06	47/07	48/08	49/06	50/07	51/08	52/09	53/10
Loft Range	45°	46°	47°	48°	49°	50°	51°	52°	53°
Bounce	5	6	7	8	6	7	8	9	10
Lie	63°	63°	63°	63°	63°	63°	63°	63°	63°
Length	35.5"	35.5"	35.5"	35.5"	35.25"	35.25"	35.25"	35.25"	35.25"



### T20 SUBTLE M GRIND

	54/12	55/13	56/14	57/15	58/16	56/06	57/07	58/08	59/09	60/10
Loft Range	54°	55°	56°	57°	58°	56°	57°	58°	59°	60°
Bounce	12	13	14	15	16	6	7	8	9	10
Lie	63°	63°	63°	63°	63°	63°	63°	63°	63°	63°
Length	35.25"	35.25"	35.25"	35.25"	35.25"	35.25"	35.25"	35.25"	35.25"	35.25"



### T20 AGGRESSIVE C GRIND

	54/08	55/09	56/10	57/11	58/12	58/04	59/05	60/06	61/07	62/08
Loft Range	54°	55°	56°	57°	58°	58°	59°	60°	61°	62°
Bounce	8	9	10	11	12	4	5	6	7	8
Lie	63°	63°	63°	63°	63°	63°	63°	63°	63°	63°
Length	35.25"	35.25"	35.25"	35.25"	35.25"	35.25"	35.25"	35.25"	35.25"	35.25"

Right handed (Chrome, Blue ION and Raw). Left handed (Chrome only).



**MAINTAIN BACKSPIN IN WET CONDITIONS:** New HYDROFLOW MICRO GROOVES for 2019 are vertically etched to release moisture and maintain spin in damp conditions.

**SPIN WEIGHTED:** Weight placed high, discreetly within a tapered blade for increased spin and vertical stability from off centre strikes.

**PREDICTABLE SHOTMAKING:** After Grain Flow Forging every head is mechanically milled to the highest possible tolerances - ensuring a perfectly flat face and consistent spin.

**PRECISE CNC MILLED GROOVES:** Boron infused 1025 billets are more durable for longer lasting grooves and spin you can trust. T20's higher lofted wedges carry a wider, shallower groove for the partial shots played around the green. Alternatively, our lower lofted options have the deeper, narrower groove more suited to full shots. All precision milled for predictable, consistent spin.



ST 200

# BEST FOR LOW SPIN FORGIVENESS

## ST200 DRIVER

Combining the unlikely companions of low spin and abundant forgiveness – the ST200 is a high stability driver for players wanting straight line distance and predictability. Built upon a resilient Beta Rich Forged Titanium face that precisely reaches current tournament regulations - and maintains its characteristics over time. Sound engineered for an enhanced sense of feedback and control.



The ST200 has some clever engineering tweaks that allow it to be both forgiving and low spinning at the same time – the holy grail of tour drivers. It's incredibly predictable for a driver this long.

Chris Voshall, Product Manager



### ST200 DRIVER SPECIFICATION

	ST200 9.5	ST200 10.5
Loft Range	7.5-11.5°	8.5-12.5°
Length	45"	45"

Dexterity: ST200 9.5 RH/LH available, ST200 10.5 RH only



**17% STRONGER FACE MATERIAL:** Multi thickness, Forged SAT 2041 Beta Ti is incredibly responsive across the clubface and maintains performance for longer (compared to traditional 6-4 Ti).

**LOW SPIN AND FORGIVING:** Weight savings from a compacted Wave Sole and variable-thickness graphite crown used low and deep to combine low spin with stability from off-centre strikes.

**TOUR READY:** Shape refined by Yoro craftsmen accustomed to special tour requests. A flatter crown and slightly flatter lie angle will appeal to better players.

**ULTRA STABLE:** Additional 11.6 gram backweight balances low spin efficiency with forgiveness.

**PURE AT IMPACT:** A collection of structural refinements to achieve a more tour preferred, solid sound at impact.

**LOFT ADJUSTABLE BY 4 DEGREES:** with additional upright settings.



ST 200G

# BEST FOR HIGH SWING SPEED EFFICIENCY.

## ST200G DRIVER

Even faster from the clubface and more reliable from mis-hits – with spin rates adjustable anywhere from mid to ultra-low. Built upon a resilient Beta Rich Forged Titanium face that precisely reaches current tournament regulations - and maintains its characteristics over time. Sound engineered for an enhanced sense of feedback and control.



Combining our US and Japan Tour metalwood development is a natural evolution for Mizuno in 2020. We can now combine Japan's exotic materials and craftsman's eye for playing profiles, with our expertise of working with modern tour players like Keith Mitchell. 2020 is set to be a huge year for Mizuno in metalwoods.

Chris Voshall, Product Manager



### ST200G DRIVER SPECIFICATION

	ST200G 9.0
Loft Range	7.0-11.0°
Length	45"
Dexterity: RH only	



**17% STRONGER FACE MATERIAL:** Multi thickness, Forged SAT 2041 Beta Ti is incredibly responsive across the clubface and maintains performance for longer (compared to traditional 6-4 Ti).

**TOUR READY:** Shape refined by Yoro craftsmen accustomed to special tour requests. A flatter crown and slightly flatter lie angle will appeal to better players.

**ULTRA-LOW SPIN OPTION:** Longer tracks provide more effective weight movement, allowing mid/low to ultra-low spin positions.

**PREDICTABLE PERFORMANCE:** Weight savings from a compacted Wave Sole and variable-thickness graphite crown used low and deep to combine low spin with stability from off-centre strikes.

**PURE AT IMPACT:** A collection of structural refinements to achieve a more tour preferred, solid sound at impact.

**LOFT ADJUSTABLE BY 4 DEGREES:** with additional upright settings.



ST 200X

## BEST FOR MID AND LOWER SWINGSPEEDS

### ST200X DRIVER

Extreme lightweight design to encourage a higher flight and draw bias – designed to work best with Mizuno's own Japan specification MFUSION 39g shaft. The ST200X head has its own unique shape, additional heel weight and upright lie angle, all working together to encourage a distance-enhancing, high draw flight. Built upon the increased ball speeds of Mizuno's new multi-thickness Beta Rich Forged Titanium face.



The ST200X is a totally new metalwood option for the west – overall more of a traditional Japanese specification. It's just as forgiving as the standard ST200 – but will suit players who lose distance through a consistent fade or launch too low for their ball speed. To get the very most out of the head design, we'd recommend that the ST200X is matched with the Japan spec FUSION 39-gram graphite shaft.

David Llewellyn, Director of R&D



#### ST200X SPECIFICATION

	ST200X 10.5
Loft Range	8.5-12.5°
Length	45.75"
Dexterity: RH only	



**17% STRONGER FACE MATERIAL:** Multi thickness, Forged SAT 2041 Beta Ti is incredibly responsive across the clubface and maintains performance for longer (compared to traditional 6-4 Ti).

**FOR MID TO LOW SWINGSPEEDS:** Designed to work in tandem with Mizuno's own MFUSION 39gram graphite shaft – to increase clubhead speed and launch angle.

**DRAW PROFILE:** A completely unique head shape, designed with more mass in the heel and additional heel weight.

**PREDICTABLE PERFORMANCE:** Weight savings from a compacted Wave Sole and variable-thickness graphite crown used low and deep to combine low spin with stability from off-centre strikes.

**PURE AT IMPACT:** A collection of structural refinements to achieve a more tour preferred, solid sound at impact.

**LOFT ADJUSTABLE BY 4 DEGREES:** with additional upright settings.



ST 200

# HIGH FLIGHT WITH LOW SPIN

## ST200 FAIRWAY WOODS

Introducing a new multi-thickness Maraging steel face for increased initial ball speeds. The ST200 fairway woods combine the unlikely companions of low spin and massive forgiveness – for minimal distance loss from off-centre strikes. Sets up beautifully at address within a modified 'Tour Ready' profile.



By utilizing stronger maraging steel, we have achieved our thinnest ever multi-thickness CORTECH face, which now approaches COR values that are normally reserved for drivers.

David Llewellyn, Director of R&D



### ST200 FAIRWAY WOOD SPECIFICATION

	ST200 3TS	ST200 3W	ST200 5W
Loft Range	13-17°	15°	18°
Length	43"	43"	42.5"

Dexterity: ST200 3W RH and LH. ST200 5W/3TS RH only



**EXTEND YOUR LONG GAME:** A new MAS1C Maraging face and multi-thickness design – for greater energy transfer and faster ball speeds from across the clubface.

**IMPROVED STABILITY WITHOUT ADDING SPIN:** Weight saved from a compacted Wave Sole and variable-thickness graphite crown has been relocated low and deep.

**TOUR READY:** A softer leading edge and hosel transition deliver a tour accepted look within a confidence-inspiring profile.

**WET WEATHER SCORE LINES:** Full scorelines to maintain adequate spin and ball flight in moist or wet conditions.



ST 200

# BEST FOR A HIGHER FLIGHT AND DRAW BIAS

## ST200X FAIRWAY WOODS

A larger footprint fairway wood with an extremely lightweight design to encourage a higher flight and draw bias – designed to work best with Mizuno's own Japan specification MFUSION 39g shaft. The ST200X head has its own unique shape, with a larger clubface and wider body with more heel mass – all working together to encourage a distance-enhancing, high draw flight. The generous 3 wood boasts a full Ti driver type construction with a high ball speed Beta Rich Ti face. Whilst the 5 and 7 wood both use a steel chassis with multi-thickness Maraging face.



It's really interesting to max out a larger 3 wood with a full Titanium chassis and Beta Ti Forged Face. Alongside the Japanese spec MFUSION shaft, this is a great high launch, draw-biased option for players with more moderate swing speeds.

David Llewellyn, Director of R&D



### ST200X FAIRWAY WOOD SPECIFICATION

	ST200X3W	ST200X5W	ST200X7W
Loft Range	16°	18.5°	21.5°
Length	43.25"	42.75"	42.25"
	Dexterity: RH only		



**FULL TITANIUM 3 WOOD:** Multi thickness, Forged SAT Beta 2014 Ti is incredibly responsive across the clubface and maintains performance for longer (compared to traditional 6-4 Ti).

**FOR MID TO LOW SWING SPEEDS:** Designed to work in tandem with Mizuno's own MFUSION 39gram graphite shaft – to increase clubhead speed and launch angle.

**IMPROVED STABILITY WITHOUT ADDING SPIN:** Weight saved from a compacted Wave Sole and variable-thickness graphite crown has been relocated low and deep.

**MAS1C MARAGING FACE 5 AND 7 WOOD:** Allows a multi-thickness design, greater energy transfer and faster ball speeds from across the clubface.

**WET WEATHER SCORE LINES:** Full scorelines to maintain adequate spin and ball flight in moist or wet conditions.



ST 200

# BEST FOR HIGHER FLIGHT AND DRAW BIAS

## ST200X HYBRID

A larger footprint hybrid with extreme lightweight design to encourage a high, draw bias flight – that functions fully with Mizuno's own Japan specification MFUSION 39g shaft. A larger clubface and wider body with more heel mass – all work together to encourage a distance-enhancing, high draw flight. Fuelled by a new multi-thickness Maraging steel face for enhanced initial ball speeds.



Areally enjoyable, high launching hybrid with a draw bias. Paired with Mizuno's ultralight MFUSION shaft the ST200x is ideal for players with slower swing speeds.

David Llewellyn, Director of R&D



### ST200X HYBRID SPECIFICATION

	ST200X4	ST200X5	ST200X6
Loft Range	20°	23°	26°
Length	40.25"	39.75"	39.25"
Dexterity: RH only			



**MASIC MARAGING STEEL FACE:** Allows a multi-thickness design, greater energy transfer and faster ball speeds from across the clubface.

**FOR MID TO LOW SWING SPEEDS:** Designed to work in tandem with Mizuno's own MFUSION 39gram graphite shaft – to increase clubhead speed and launch angle.

**WET WEATHER SCORE LINES:** Full scorelines to maintain adequate spin and ball flight in moist or wet conditions.

**IMPROVED STABILITY WITHOUT ADDING SPIN:** Weight saved from a compacted Wave Sole and variable-thickness graphite crown has been relocated low and deep.



CLK

# THE ADJUSTABLE HYBRID

Ideal for transitioning from your longest iron to most lofted fairway wood – with a selection of 4 lofts, each adjustable by 4 degrees. Easy to strike pure from the fairway, producing a high efficient flight – attacking tight pins from further out than ever before.



Utilizing stronger maraging steel, we are able to have a thinner face, more aggressive and flexible WAVE sole, providing faster and more consistent ball speed across the face.

David Llewellyn, Director of R&D



## CLK SPECIFICATION

	CLK #2	CLK #3	CLK #4	CLK #5
Loft	14-18°	17-21°	20-24°	23-27°
Lie	41"	40.5"	40"	39.5"
Length	55.5-58.5°	56-59°	56.5-59.5°	57-60°

Dexterity: CLK #2 and #5 RH only, CLK #3 and #4 RH & LH



**EXTEND YOUR LONG GAME:** A new MASIC Maraging Face Allows greater energy transfer and faster ball speeds from across the clubface.

**ATTACK TIGHT PINS:** New dual wave and wider profile encourage a higher flight and steeper landing angles.

**TOTAL CONFIDENCE:** A wide, flat crown breeds confidence at address – encouraging a more positive swing.

**PURE AT IMPACT:** A collection of structural refinements to achieve a more tour preferred, solid sound at impact.





## MILLED AND FORGED PRECISION

A first edition of the new M.CRAFT line that lives up to Mizuno's reputation for producing equipment of absolute precision and feedback. Forged from premium 1025 mild carbon steel, then CNC milled to create the most precise shape and alignment. With three initial classic shapes in three striking finishes and additional weight kit to adjust to a variety of putting conditions.



Finishes: Blue ION, Black ION,  
Classic White Satin



A great putter like the M.CRAFT is part engineering and part inspiration – just like a great putting stroke is part technique and part artistry. It's all about balance.

Chris Voshall, Product Manager



### M•CRAFT SPECIFICATION



#### M.CRAFT I

Square back with mid slant neck. With max toe-hang, suited to an exaggerated putting arc.



#### M.CRAFT II

Classic heel-toe with plumber's neck. With Mid toe-hang matching a moderate putting arc.



#### M.CRAFT III

Face Balanced mid-mallet. Stability for golfers with less putting arc.



**ABSOLUTE PRECISION:** Forged and CNC Milled from 1025 mild carbon steel for incredible precision and feel. Deep face milling creates a softer feel and pure roll.

**HEAVYWEIGHT STABILITY:** At a weighty 355 grams, M•CRAFT's head promotes a fluid, rhythmical putting stroke.

**ADDITIONAL WEIGHT KIT:** Includes two 3 gram weights, two 13 gram weights to be interchanged with the 8 gram fitted weights. Allowing the M.CRAFT to adjust to a variety of putting conditions.

**WHITE SATIN, BLUE ION OR BLACK ION:** Pick your favorite headstyle – then choose from one of three stunning finishes. Classic White Satin, bold Blue ION or intense Black ION.

**PATCH M.CRAFT HEADCOVER:** Premium quality in Mizuno's classic staff colours and emblazoned with the leather M•CRAFT mark.



Weight Kit



# "BE YOURSELF EVERYBODY ELSE IS TAKEN"

Oscar Wilde

## THE NEW SHAFT OPTIMIZER 3D

### IRON SHAFT RECOMMENDATION. LIE ANGLE. SET MAKEUP.

Ask your clubfitter to swing the Mizuno Shaft Optimizer.

### TAKE 3 SWINGS

Using the shaft optimizer. Strain gauges within the shaft record how you move the shaft. Golfers are generally surprised how consistent their 'good' and 'bad' swings are. Variation in the result is nearly always down to inconsistency of strike.

### PROFILE USING SWING DNA

The software will align your unique DNA with a map of custom shafts independently measured and assessed by Mizuno.

### RANK EVERY SHAFT FOR SUITABILITY

Our Swing DNA software will rank every available iron shaft (based on their EI curves) as best to worst theoretical match against your swing profile. The new software shows every available shaft in order of suitability.

### TEST THE RECOMMENDATIONS

Your Swing DNA shaft selection is based on science. After hitting the recommended options your fitter will be able to show you real world distances and dispersion. You may decide to promote a lower ranked shaft based on feel and sound. You may even prefer an optimal flight that suits your eye. You make the final decision.



The Mizuno Shaft Optimizer  
won't pre-judge you



No handicap or gender bias



Just the best matched iron  
shaft to your swing

With built-in Gyro for Digital Lie angle measurement.  
The most accurate fitting ever.







# TOUR PERFORMANCE STUDIO

TOUR-LEVEL GOLF BALLS

TRACKMAN 4

SWING DNA

EXTENSIVE LINE OF  
COMPONENTS



## THE MIZUNO TOUR FIT EXPERIENCE



The Tour Performance Studio has everything needed to fine-tune a golf professional's equipment

The Tour Performance Studio is a service hub for Mizuno's associated Professional and Elite Amateur players away from tour.

Located at Bearwood Lakes stunning driving range, the studio has everything needed to fine-tune our player's equipment, and is the permanent base for Mizuno's iconic European Tour workshop – where clubs are assembled as our guests wait on site.

Our player's fly in from all across Europe to visit the Studio. This is an incredible opportunity to be treated like a tour pro for the day and walk away with a tour tuned set of Mizuno's, fitted and built by the same technicians who work with our European Tour Professionals. **Alex Thorne – Tour Operations Manager.**

## TOUR PLAYER FOR THE DAY



















You will be welcomed for a full day – where you will receive the same treatment as any contracted tour player.

A complete 'through the bag' custom fitting session, followed by assembly on our European Tour workshop – ready for you to take on the day.



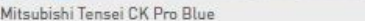






## DRIVER &amp; FAIRWAY






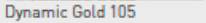



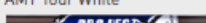
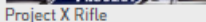
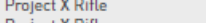

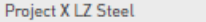
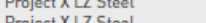


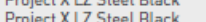
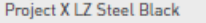

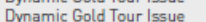




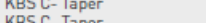

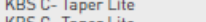
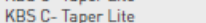






Shaft:	Flex	Weight	Ball Flight	Upcharge
 Mitsubishi Kuro Kage Silver TiNi Dual Core	X	86g	Mid	NO
	X	78g	Mid	NO
	S	76g	Mid	NO
	X	68g	Mid/High	NO
	S	66g	Mid/High	NO
	R	57g	High	NO
 Mitsubishi Tensei CK White Series	X	80g	Mid/Low	NO
	S	76g	Mid/Low	NO
 Mitsubishi Tensei CK Blue Series	X	78g	Mid	NO
	S	76g	Mid	NO
	S	67g	Mid	NO
	R	64g	Mid/High	NO
	A	53g	Mid/High	NO
 Mitsubishi Tensei CK Orange Series	S	58g	Mid/High	NO
	R	55g	Mid/High	NO
 Mitsubishi BASSARA™ E-Series 42	L	42g	High	NO
 Fujikura ATMOS Black 6 Tour Spec	X	69g	Low	NO
	S	65g	Low	NO
 Fujikura ATMOS Black 7 Tour Spec	S	74g	Low	NO
 Fujikura ATMOS Red 6	R	65g	Mid/High	NO
 Fujikura ATMOS Red 5	R	55g	Mid/High	NO
	R2	57g	Mid/High	NO
 Fujikura ATMOS Red 4	R3	48g	High	NO
 Fujikura ATMOS Blue 6	S	65g	Mid/Low	NO
	R	65g	Mid/Low	NO
 Fujikura ATMOS Blue 5	S	55g	Mid/Low	NO
	R2	55g	Mid/Low	NO
 Mitsubishi Diamana D+ Limited Edition White 7	X	72	Mid/Low	NO
	S	70	Mid/Low	NO
 Mitsubishi Diamana D+ Limited Edition White 6	S	61	Mid/Low	NO
 Mitsubishi Diamana D+ Limited Edition Blue 7	S	71	Mid	NO
 Mitsubishi Diamana D+ Limited Edition Blue 6	S	64	Mid	NO
 Mitsubishi Diamana M+ Limited Edition Red 6	R	54	Mid/High	NO
 Mitsubishi Diamana M+ Limited Edition Red 5	R	48	Mid/High	NO

## DRIVER &amp; FAIRWAY




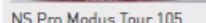
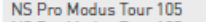

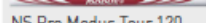
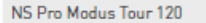


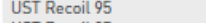

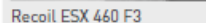

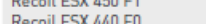

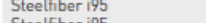

Shaft:	Flex	Weight	Ball Flight	Upcharge
 Mizuno M Fusion	R	39	High	NO
<b>HYBRID SHAFTS</b>				
 Fujikura Speeder EVO HB	X	97g	Mid	NO
	X	88g	Mid	NO
	S	86g	Mid/High	NO
	S	77g	Mid/High	NO
	R	76g	Mid/High	NO
	R2	60g	High	NO
	L	55g	High	NO
 Mitsubishi Tensei CK Pro White	TX	94g	Low	NO
 Mitsubishi Tensei CK Pro Blue	TX	86g	Mid	NO
	S	79g	Mid	NO
	S	72g	Mid	NO
 Mitsubishi Tensei CK Pro Red	R	67g	High	NO
	A	57g	High	NO
	L	48g	High	NO
 Mizuno M Fusion HY 47R-R	R	47g	High	NO



## IRON

Shaft:	Flex	Weight	Ball Flight	Upcharge
<b>TRUE TEMPER STEEL:</b>				
 Dynamic Gold	X100	130g	Low	NO
 Dynamic Gold	S300	130g	Low	NO
 Dynamic Gold 120	X100	120g	Low	NO
 Dynamic Gold 120	S300	118g	Low	NO
 Dynamic Gold 105	S300	103g	Mid-Low	NO
 Dynamic Gold 105	R300	101g	Mid-Low	NO
 AMT Tour White	X100	121g	Mid	NO
 AMT Tour White	S300	121g	Mid	NO
 AMT Tour White	R300	118g	Mid	NO
 Project X Rifle	6.5	125g	Low	NO
 Project X Rifle	6.0	120g	Low	NO
 Project X Rifle	5.5	115g	Mid-Low	NO
 Project X LZ Steel	6.5	125g	Mid	NO
 Project X LZ Steel	6.0	120g	Mid	NO
 Project X LZ Steel	5.5	115g	Mid	NO
 Project X LZ Steel	5.0	110g	Mid	NO
 Project X LZ Steel Black	6.5	125g	Mid	NO
 Project X LZ Steel Black	6.0	120g	Mid	NO
 Project X LZ Steel Black	5.5	115g	Mid	NO
 Dynamic Gold Tour Issue	X100	130g	Low	YES
 Dynamic Gold Tour Issue	S400	132g	Low	YES
<b>KBS STEEL:</b>				
 KBS Tour	X-Stiff	130g	Mid	NO
 KBS Tour	Stiff	120g	Mid	NO
 KBS Tour	Reg	110g	Mid	NO
 KBS C-Taper	X-Stiff	130g	Low-Mid	NO
 KBS C-Taper	Stiff	120g	Low-Mid	NO
 KBS C-Taper Lite	X-Stiff	115g	Mid-High	NO
 KBS C-Taper Lite	Stiff	110g	Mid-High	NO
 KBS C-Taper Lite	Reg	105g	Mid-High	NO
 KBS Tour 90	Stiff	102g	High	NO
 KBS Tour 90	Reg	95g	High	NO
 KBS S Taper	X-Stiff	130g	Mid	NO
 KBS S Taper	Stiff	120g	Mid	NO
 KBS S-Taper Lite	Stiff	100g	Mid High	NO
 KBS S-Taper Lite	Regular	95g	Mid High	NO









































## IRON CONT.

Shaft:	Flex	Weight	Ball Flight	Upcharge
<b>NIPPON STEEL:</b>				
 NS Pro 950	Stiff	100g	Mid-High	NO
 NS Pro 950	Reg	97g	High	NO
 NS Pro Modus Tour 105	X-Stiff	112g	Mid	NO
 NS Pro Modus Tour 105	Stiff	106.5g	Mid	NO
 NS Pro Modus Tour 105	Reg	103g	Mid	NO
 NS Pro Modus Tour 120	X-Stiff	120g	Mid	NO
 NS Pro Modus Tour 120	Stiff	114g	Mid	NO
 NS Pro 950 Neo	Stiff	98g	Mid-High	NO
 NS Pro 950 Neo	Reg	94.5g	High	NO
<b>UST RECOIL GRAPHITE:</b>				
 UST Recoil 95	F4-Stiff	94g	Mid	NO
 UST Recoil 95	F3-Reg	94g	Mid	NO
 Recoil ESX 460 F3	F3-Reg	64g	High	NO
 Recoil ESX 460 F2	F2-A	59g	High	NO
 Recoil ESX 450 F1	F1-L	52g	High	NO
 Recoil ESX 440 F0	F0-LL	48g	High	NO
<b>AEROTECH STEELFIBER GRAPHITE:</b>				
 Steelfiber i95	Stiff	95g	Mid-High	YES
 Steelfiber i95	Reg	95g	Mid-High	YES
 Steelfiber i110	Stiff	110g	Mid-High	YES

## SPECIALTY WEDGE SHAFTS

Shaft:	Flex	Weight	Ball Flight	Upcharge
 NS Pro Modus 105	Stiff	111g	Mid	NO
 NS Pro Modus 125	Stiff	111g	Mid	NO
 Dynamic Gold Tour Issue	S400	111g	Low	NO
 Hi Rev 2.0	Stiff	111g	Mid	NO
 Hi Rev 2.0 - Black/Silver	W	115g	Mid	NO



	Shape	Weight	Butt	
<b>GOLF PRIDE</b>				
Mizuno M-31 360	Round	52g	.58	
Mizuno M-31 360	Round	50g	.60	
Mizuno MFusion	Round	37g	.60	
M-31 360 Undersize Scuba Blue	Round	46g	.59	
Tour Velvet	Round	51.5g	.58	
Tour Velvet MIDSIZE	Round	53.5g	.60	
Tour Velvet JUMBO	Round	61g	.60	
Tour Velvet 360	Round	50g	.60	
Tour Velvet Black Full Cord	Round	50.5g	.58	
Tour Velvet Plus 4 Standard	Round	52g	.60	
Tour Velvet Plus 4 Midsize	Round	65.5g	.60	
Tour Velvet Align	Ribbed	52g	.60	
Tour Wrap 2G Black	Round	48g	.60	
Tour Wrap 2G White	Round	55g	.60	
Tour Wrap 2G Midsize	Round	58g	.60	
CP2 Wrap Undersize	Round	45g	.58	
CP2 Wrap	Round	50g	.60	
CP2 Wrap Midsize	Round	63.5g	.60	
CP2 Wrap Jumbo	Round	80g	.60	
MCC White/Black White	Round	46.5g	.60	
MCC White/Black Midsize	Round	59g	.60	
MCC Blue/ Black	Round	46.5g	.60	
MCC Plus 4 Blue	Round	52g	.60	
MCC Plus 4 Grey	Round	52g	.60	
MCC Plus 4 Grey Midsize	Round	66g	.60	
MCC Align Standard	Ribbed	51g	.60	
Z Grip Cord	Round	50.5g	.60	
MCC Align Plus 4	Ribbed	53g	.60	
Z Grip Align Standard	Ribbed	50.5g	.60	
<b>LAMKIN</b>				
TS1 Plus Standard	Round	53g	.60	
Sonar Tour Standard	Round	51g	.60	
Crossline	Round	52g	.58	
ST Hybrid STD	Round	53g	.60	
ST Hybrid MIDSIZE	Round	58g	.60	
ST Hybrid STD Calibrate	Round	54g	.60	
ST Hybrid MIDSIZE Calibrate	Round	58g	.60	
<b>WINN</b>				
Dri Tac Wrap Dark Gray	Round	50g	.60	
Dri Tac Dark Gray Wrap Midsize	Round	50g	.60	
Dri Tac Wrap Ladies	Round	37g	.59	
Dri Tac Wrap Oversize	Round	50g	.60	

## LENGTHS / SWINGWEIGHTS

- For most iron models Mizuno offer lighter weight heads which can be used to keep the swing weight to a standard balance for club lengths up to +1/2" longer. Anything longer than that and the swing weight will increase above the recommended balance. (As a rough calculation, every extra 1/2" in length will increase the swingweight by 3 balance points).
- Irons can be built from 1" shorter than standard up to a maximum of 2" longer than standard.
- Woods can be built +/- 1" from standard length but the swingweight will increase by 3 points for every +1/2" and reduce by 3 points for every -1/2".

## LOFT AND LIE ADJUSTMENT

- Mizuno irons can be adjusted to varying degrees depending on model and material type. In some cases, due to the softness of our forgings, "craftsman's" marks on the hosels may result from bending them to the required loft / lie.
- Any adjustment to loft will alter the bounce angle on the sole. Making the loft stronger will increase the offset and reduce the bounce angle.

For possible adjustments to particular models, please refer to the model page on the website.

- Iron lofts can be adjusted up to 2 degrees stronger than standard (note: making the loft stronger will increase the offset and reduce the bounce angle of the sole).
- No loft or lie adjustments can be made to drivers or fairway woods.

## GRIP THICKNESS

- Grips can be thickened with up to 5 layers of tape (Tour Velvet Midsize is equivalent to about 5 tapes).

For any further advice please contact Mizuno.



## MIZUNO TOUR STAFF MID

5LJC202200

Amid-sized version of Mizuno's full Tour bag- more practical for amateur use. Built from the same premium materials and features. The bag incorporates a 5-way top cuff, insulated drink pocket, a waterproof fleece-lined valuables pocket, magnetic accessories pocket and a zip-off embroidery panel.

**SPECIFICATION:** 5-Way Top Cuff, 8 Pockets, 3 Full Length Dividers, Insulated Drink Pocket, Umbrella Holder, Magnetic Accessories Pocket, Waterproof Fleece lined valuables, Matching Rainhood

**CUFF:** 5 way divider / 9"

**WEIGHT:** 9.5 lbs



5Way



Staff

## MIZUNO TOUR CART

BTOURCRT20

Mizuno's iconic two tone blue colours and premium tour finish – with pockets and base modelled for use with a cart. The bag incorporates the more open, flexible 5 way top cuff preferred by tour players and caddies. With 5 versatile pockets and a zip off panel for potential embroidery.

**SPECIFICATION:** Premium tour materials, Tour preferred 5 way top cuff, 5 pockets designed for access with cart use, Bottom tested to fit current carts and trolleys, Zip off embroidery panel, Drinks holder, Umbrella holder

**CUFF:** 5 way divider / 10"

**WEIGHT:** 5.95lbs



5Way



Black/Charcoal



Staff

## MIZUNO TOUR 6 WAY STAND

BTOURSTD20

Our premium built stand bag utilizes the same materials as the Tour Staff bag. Styled with a flash of Mizuno's iconic tour colours and a host of quality, practical features. Our cart/trolley friendly base allows this to be your year-round bag- whatever the conditions and weather.

**SPECIFICATION:** 6 or 14 way-Top Cuff, 8 Pockets, 4 or 14 Full Length Dividers, Insulated Drink Pocket, Umbrella Holder, Magnetic Accessories Pocket, Waterproof Fleece lined valuables pocket, Push Cart Compatible Bottom, Zip Off Embroidery Panel, Matching Rainhood

**CUFF:** 6 way divider / 9"

**WEIGHT:** 7.4 lbs



6Way



Staff



Black/Charcoal



## MIZUNO K1-LO STAND BAG

BK1LOS20

Our almost weightless stand bag is shock to pick up - empty or full. The K1-LO features lightweight construction and carbon fiber stand, stripping almost half its expected load. High-density foam shoulder straps and intelligently placed pockets make it a joy for golfers who prefer to walk the course.

**SPECIFICATION:** 4-Way Top Cuff with Side Grab Handles, 5 Pockets, 3 Full Length Dividers, Lightweight Composite Legs, Small Accessories Pocket, 2 Medium Sized Accessory Zipper Pockets, Towel Loop, Vertical Zipper Ball Pocket, Matching Rainhood

**CUFF:** 4 way divider / 8"

**WEIGHT:** 2.9 lbs



4Way

Black

Staff

Navy/Red



## MIZUNO BR-DRI WP CART

BRDRIWPC19

A totally waterproof cart bag with seamless construction to protect your possessions in the worst golfing weather. 7 protected pockets and a 1 year waterproof guarantee.

**SPECIFICATION:** 1 year waterproof warranty, Cart Strap Channel, Full-length Dividers, Cart Compatible Base, Lined Valuables Pocket, Insulated Drink Pouch, Magnetic Pocket, Metal Accessories Ring, Matching Rainhood, Bottom Grab Handle, Glove Grip.

**CUFF:** 14 way divider / 1"

**WEIGHT:** 11 lbs/2.5kg



14Way



Navy

Black

Black/Silver

Staff



Blue/Silver/Red

## MIZUNO BR-DRI WP STAND

BRDRIWPS19

A totally waterproof stand bag with seamless construction to protect your possessions in the worst golfing weather. Mobile and lightweight - with 6 protected pockets and a 1 year waterproof guarantee.

**SPECIFICATION:** 1 year waterproof warranty, Lined Valuables Pocket, External Umbrella Loop, Insulated Drink Pouch, Bottom Grab Handle, Removable Double Shoulder Straps, Full-length Dividers, Matching Rainhood.

**CUFF:** 4 way divider / 9.5 inch

**WEIGHT:** 5.6lbs / 2.5 kg



4Way



Black/Silver



Blue/Silver/Red



Navy



Staff

## MIZUNO BR-D4C CART BAG

BRD4C19

Our maximum storage cart bag with an incredible 12 pockets and compartments accommodates anything you could ever need on the course. An integrated umbrella sleeve sits behind the main side pocket to keep clear from cart / trolley attachments. Includes new climbers style metal accessories clip.

**SPECIFICATION:** Cart Strap Channel, Full-length Dividers, Cart Compatible Base, Insulated Cooler Pocket, Lined Valuables Pocket, Magnetic Pocket, Metal Accessories Ring, Matching Rainhood, Bottom Grab Handle, Glove Grip.

**CUFF:** 14 way divider / 10 inch

**WEIGHT:** 5.6 lbs/2.5 kg



14Way



Black



Staff



Navy-Red



## MIZUNO BR-D4 STAND 6 WAY

BRD4S19

Our maximum storage stand bag that's equally at home on a cart / trolley – thanks to its versatile base. An incredible 12 pockets / compartments accommodate anything you could ever need on the course. Includes an insulated drinks pouch and new climbers style metal accessories clip.

**SPECIFICATION:** Cart / trolley friendly base, Cart Strap Channel, Insulated Cooler Pocket, Insulated Drink Pouch, Lined Valuables Pocket, Climbers style metal accessory clip, Magnetic Pocket, Matching Rainhood, Full-length Dividers.

**CUFF:** 6 way divider / 9.5 inch

**WEIGHT:** 5.6 lbs / 2.5 kg



6 Way



Navy-Red



4 Way



Navy-Red



Navy-Blue

Staff

Black

## MIZUNO BR-D3 STAND 4 WAY

BRD3S19

A compact, mobile stand bag that surprises with its high storage capacity. An incredible 8 pockets / compartments pack away just about anything that you're prepared to carry. Includes an insulated drinks pouch and new climbers style metal accessories clip.

**SPECIFICATION:** Lined Valuables Pocket, Insulated Drink Pouch, Climbers style metal accessory clip, Bottom Grab Handle, Double Shoulder Straps, Full-length Dividers, Matching Rainhood.

**CUFF:** 4 way divider / 9.5 inch

**WEIGHT:** 4.6 lbs / 2 kg



Navy

Grey

Black

Staff

## MIZUNO BR-D2 CARRY BAG

BRD2S19

A useful little bag for practice rounds or a weekend away. A waterproof under belly and mini stand combine to keep your clubs dry when the fairways are wet. With new climbers style metal accessories clip.

**SPECIFICATION:** Mesh Drink Pouch, Apparel Pocket, Climbers style metal accessory clip, Valuables Pocket, Mini Stand, Waterproof Belly, Matching Rainhood, Full-length Dividers, Double Shoulder Straps

**CUFF:** 2 way divider / 7 inch

**WEIGHT:** 3.1 lbs / 1.4 kg



2 Way



Black



Staff

## MIZUNO SCRATCH SAC CARRY BAG

BSCRCH20

The unstructured bag named after the better players who adopted it. Perfect for a quick 9 holes or when car space is limited. With waterproof belly to resist the morning moisture.

**SPECIFICATION:** Waterproof belly and bottom cuff, Comes with single and double strap, 4 way top cuff, 4 pockets including full length apparel pocket & valuables pocket, Drinks holder, Umbrella holder

**CUFF:** 4 way divider / 7 inch

**WEIGHT:** 2.2 lbs



4 Way



Staff



Black



## MIZUNO TOUR

G19TOURMLP / G19TOURMRP (Mens)  
G19TOURLLP (Ladies)

An authentic, professional grade Cabretta leather glove for the ultimate touch and feel. Naturally supple with finely buffed interior for luxurious, long-lasting fit.

**SPECIFICATION:** Professional Grade- Product as supplied to Mizuno's Tour staff. Premium Cabretta leather - Naturally supple for long-lasting fit. High breathability - Complete leather coverage assisted by air circulating punchholes.

**SIZES (MEN'S):** S, M, ML, L, XL

**SIZES (LADIES LH ONLY):** S, M, ML, L



White/Silver  
(Ladies)

White

## MIZUNO ELITE

G19ELITMLP / G19ELITMRP

A soft Cabretta leather palm, supported by durable, breathable synthetic upper.

**SPECIFICATION:** Cabretta Leather - Supple leather palm for comfort and breathability. Premium Synthetic Upper - For long term fit and shape. Mizuno FlexMesh - Refined panelling for flexibility and breathability.

**SIZES:** S, M, ML, L, XL

**MRH SIZING:** S, M, M/L, L, XL



White

## MIZUNO COMP

G19COMPMLP / G19COMPMRP (Mens)  
G19COMPLLP / G19COMPLRP (Ladies)

All weather performance, long-lasting fit and leather palm patch for enhanced grip.

**SPECIFICATION:** Premium Synthetic Upper - For long term fit, shape and durability. Leather palm patch - For improved grip and durability. Mizuno FlexMesh - Refined panelling for flexibility and breathability.

**SIZES (MEN'S):** S, M, ML, L, XL

**MRH SIZING:** S, M, M/L, L, XL

**SIZES (WOMEN'S):** S, M, ML, L



Ladies  
(White)

White

## MIZUNO RAINFIT

GRF17P3

Keeping our synthetic suede glove in the bag for rainy day might be your best ever golfing decision. The wetter, the better for this secret weapon.

**SPECIFICATION:** Wet weather performance

**SIZES (MEN'S):** S, M, ML, L, XL

**MATERIALS:** 100% Synthetic Leather



## MIZUNO THERMAGRIP

GTG17MP3 (Mens)

GTG17LP3 (Ladies)

For the very coldest days - with fleece lined cuff and brushed palm. Using Breath Thermo, Mizuno's remarkable warming fabric that converts trace body moisture into new heat. Sold in pairs.

**SPECIFICATION:** Breath Thermo heat generating performance

**SIZES (MEN'S):** S, M, ML, L, XL

**SIZES (WOMEN'S):** S, M, ML, L

**MATERIALS:** 100% Synthetic Leather





## RB TOUR

450M19T12P

A faster tour ball with incredible performance in the wind – due to Mizuno's drag reducing C-Dimple. Soft and responsive around the greens – with a 4 piece construction and high traction urethane cover. Low driver spin for downward attack angles.



A faster moving tour ball is a target Mizuno has been moving to for almost 16 years. We found the solution through aerodynamics – which allows us to maintain the feel and greenside control better players prefer.

David Llewellyn /Director of R&D



## RB TOUR X

450M19X12P

A faster tour ball with incredible performance in the wind – due to Mizuno's drag reducing C-Dimple. Soft and responsive around the greens – with a 4 piece construction and high traction urethane cover. Mid/low driver spin for flat to upward attack angles.

### HIGH ENERGY 4PIECE CONSTRUCTION

**URETHANE COVER:** Ultra soft and responsive around the green.

**MANTLE:** High energy Ionomer

**DUAL CORE:** Graduated firmness Butadiene rubber



	RB TOUR	RB TOUR X	RB 566	RB 566V
Compression	VSoft	Soft	Soft	Soft
Trajectory	Mid/Low	Mid	Mid	Mid
Driver Spin	Low	Mid/Low	Low	Low
Greenside spin	High	High	Mid	Mid/High
Construction	4 piece	4 piece	2 piece	3 piece
Dimples	360	360	566 Microdimple	566 D-dimple
Cover	Urethane	Urethane	Ionomer	Ionomer

## RB 566

RB5661912P

**BALANCED PERFORMANCE:** Mizuno's softest compression ball matched with 566 micro-dimple design – engineered to delay the rate of descent past the apex of flight. Stable, mid trajectory with the driver and nimble around the greens.

**LARGE SOFT COMPRESSION CORE:** Combines impressive feel with a stable, straighter ball flight

**566 MICRO-DIMPLE DESIGN:** Mizuno's additional micro-dimples become more effective as ball flight slows past apex.

**SUITABLE FOR:** Mid and slower swing speeds in warm, dry conditions. All speeds in colder or soft conditions.

**IONOMER COVER:** For a blend of greenside feel and all year round durability.



## RB 566 V

566V1912P

### BALANCED PERFORMANCE WITH VELOCITY CORE.

A soft compression, 3 piece construction for increased velocity at launch. With unique 566 D-dimple design engineered to delay the rate of descent past the apex of flight. A slightly higher launch angle and nimble around the greens.

**NEW HIGH ENERGY BUTADIENE CORE:** New softer rubber core delivers incredible feel with improved ball speed.

**566 D-DIMPLE DESIGN:** Our next generation micro-dimples sit inside the larger dimples to function earlier in prolonging ball flight.

**SUITABLE:** A great all round golf ball for all conditions.

**IONOMER COVER:** For a blend of greenside feel and all year round durability.



We can now produce even softer compression balls that prolong their flight through aerodynamics. A softer core works to elevate trajectory and straighten flight – and now there's no trade off in distance.

Norikazu Ninomiya /Mizuno Japan

[golf.mizuno-europe.com](http://golf.mizuno-europe.com)





# AUTUMN WINTER 20

## BREATH THERMO BIOGEAR BASE LAYER

52GJ0501

Mizuno BioGear's compression effect reduces muscle fatigue – while our Breath Thermo yarn keeps you warm in the very coldest conditions.

**SIZES:** S, M, L, XL, XXL

**MATERIALS:** 91% Polyester, 5% Polyacrylate, 4% Elastane



Charcoal Grey

White

## BREATH THERMO SHORT SLEEVE POLO

52GA0501

A classically-styled, short-sleeve polo featuring Mizuno's revolutionary Breath Thermo fabric – capturing vapour as it leaves your body to generate heat.

**SIZES:** S, M, L, XL, XXL

**MATERIALS:** 96% Polyester, 4% Polyacrylate



Deep Navy

Grey

Black

## BREATH THERMO PATTERN POLO

52GA0502

A classically-styled, short-sleeve polo featuring Mizuno's revolutionary Breath Thermo fabric – capturing vapour as it leaves your body to generate heat.

**SIZES:** S, M, L, XL, XXL

**MATERIALS:** 96% Polyester, 4% Polyacrylate



Black

Grey

Deep Navy

## BREATH THERMO LONG SLEEVE POLO

52GA0503

The lightweight properties of Mizuno's Breath Thermo fabric and Thermal Plus technology that controls the dissipation of body heat, makes this a go-to garment. Perfect when layering or on its own for warmer Autumn days.

**SIZES:** S, M, L, XL, XXL

**MATERIALS:** 96% Polyester, 4% Polyacrylate



Black

Deep Navy

Grey

## WINDPROOF LINED SWEATER

52GC0501

Classic Mizuno styling with a lightweight windproof lining, this quarter-zip sweater is an essential layer in all conditions.

**SIZES:** S, M, L, XL, XXL

**MATERIALS:** Acrylic & Wool



Deep Navy

Black

Grey



## MIZUNO MOVE WARMER GILLET

52GE0510

Strategic stretch points in the MoveWarmer material are anatomically-engineered for a full range of golf-specific movements. Warmth, total flexibility and added style with a new collarless design makes this the perfect outer-layer.

**SIZES:** S, M, L, XL, XXL

**MATERIALS:** Body; 100% Polyester, Filling; 90% down, 10% feather



Black

Deep Navy

Vapor Silver

Bronze Green

## MIZUNO MOVE WARMER JACKET

52GE0509

Mizuno's revolutionary four-way stretch MoveTech material makes this the most versatile golf jacket on the market. Full upper-body protection and complete freedom of movement – Mizuno's Move Warmer Jacket is as essential on the course as off it.

**SIZES:** S, M, L, XL, XXL

**MATERIALS:** Body; 100% Polyester, Filling; 90% down, 10% feather



Vapour Silver

Bronze Green

Black

Deep Navy

## MOVE WARMER HYBRID JACKET

52GE0508

Classic Mizuno styling with a lightweight windproof lining, this quarter-zip sweater is an essential layer in all conditions.

**SIZES:** S, M, L, XL, XXL

**MATERIALS:** Body; (Knit) 88% Polyester, 12% Elastane, (woven) 100% Polyester, Padding; 100% Polyester



Bronze Green

Deep Navy Black

Vapour Silver

## TECHFILL JACKET

52GE0513

This crossover jacket provides added protection from the cold in virtually any outdoor environment. Mizuno Techfill maintains the jacket's volume and function while the Breath Thermo material captures escaping vapour to generate heat and return warmth to the body.

**SIZES:** S, M, L, XL, XXL

**MATERIALS:** Body; 100% Polyester, Lining; 65% Polyester, 35% Nylon



Deep Navy

Black

Vapour Silver

## MIZUNO MOVE TECH TROUSERS

52GF0501

A warm, comfortable winter trouser with 4-way stretch fabric.

**SIZES:** Waist 29"-40"/Leg 29"-33"

**MATERIALS:** Polyester & Spandex



Deep Navy Grey

Black

## NEXLITE 2.0 JACKET

52GG0501

Built on the success of Mizuno's ground-breaking Nexlite range, the updated Nexlite 2.0 jacket features some of the lightest waterproof fabric on the market. With a two-year waterproof warranty, have total confidence and protection in the harshest of conditions.

**SIZES:** S, M, L, XL, XXL

**MATERIALS:** 100% Nylon



Black

Reflex Blue

Red



### 3-IN-1 JACKET

52GE9509

A versatile full-zip jacket that features Mizuno MoveTech and Tech Shield fabric technologies, the former providing strategic stretch points for a full range of golf specific movements, the latter a wind-repellent knitted material with excellent weather-proofing and stretch properties. The 3-in-1 can be worn as jacket and gilet together, gilet on its own or jacket on its own according to weather conditions.

**SIZES:** S, M, L, XL, XXL

**MATERIALS:** Shell: Polyester 100%,  
Liner: Polyester 92%, Elastane 8%



Navy

Black

### NEXLITE 2.0 PANT

52GG0502

Built on the success of Mizuno's ground-breaking Nexlite range, the updated Nexlite 2.0 Pants feature some of the lightest waterproof fabric on the market. With a two-year waterproof warranty, they have total confidence and protection in the harshest of conditions.

**SIZES:** Waist 32"-40"/Leg 29"-33"

**MATERIALS:** 100% Nylon



Black



### MOVE TECH QUICK DRY POLO

52GA1001

Lightweight summer polo with a classic look, featuring anatomically-positioned MoveTech fabric for effortless range of movement. The Quick Dry technology diffuses moisture for maximum comfort on even the hottest of days.

**SPECIFICATION:**

Quick Dry technology,  
Runbird on the collar & yoke, Stretch fabric

**SIZES:** S, M, L, XL, XXL

**MATERIALS:** Polyester  
& Spandex



White

Red

Grey Blue Bell

Black



Navy

### MOVE TECH QUICK DRY POLO PLUS

52GA1002

The refined styling of this classic polo includes Mizuno's iconic Runbird motif on the chest and yoke. Subtle piping on the collar completes the look while unrestricted movement is guaranteed through strategic positioning of Mizuno's four-way-stretch MoveTech fabric.

**SPECIFICATION:**

Quick Dry technology,  
Runbird on the chest & yoke, Ribbed collar and arm cuff

**SIZES:** S, M, L, XL, XXL

**MATERIALS:** Polyester  
& Spandex



White

Mint

Grey Blue Bell Navy



Black



## QUICK DRY HORIZON POLO

52GA1003

The Quick Dry Horizon Polo features athletic and contemporary styling. Carefully engineered, the overall weight of this polo is kept to a minimum while the soft-to-touch MoveTech fabric guarantees comfort and freedom of movement in all conditions.

**SPECIFICATION:** Quick Dry technology, Soft/stretch fabric, Runbird on the chest & yoke

**SIZES:** S, M, L, XL, XXL

**MATERIALS:** Polyester & Spandex



Black White Mint Red

## QUICK DRY CITIZEN POLO

52GA1004

Assertive and confident, the Citizen Polo brings style to the course through a modern colour story. Combinations of grey, navy, black and red create a tour-inspired look. Quick Dry and Move Tech materials are among the key technologies included in this lightweight polo.

**SPECIFICATION:** Quick Dry technology, Design across the chest, Soft/stretch fabric, Runbird on collar & yoke

**SIZES:** S, M, L, XL, XXL

**MATERIALS:** Polyester & Spandex



Red White Grey Black

## QUICK DRY OCEANIC POLO

52GA1005

The sublimated print of the Oceanic Polo presents a modern look with a retro twist. Strategically-positioned MoveTech fabric ensures unrestricted movement while Quick Dry technology quickly diffuses moisture from the body, keeping you cool in the heat of competition.

**SPECIFICATION:** Quick Dry technology, Sublimated print, Runbird on chest & yoke, Stretch/soft fabric

**SIZES:** S, M, L, XL, XXL

**MATERIALS:** Polyester & Spandex



Black Navy Mint Blue Bell

## QUICK DRY MIRAGE POLO

52GA1006

Mizuno's sublimated printing process is used to create a contemporary two-tone style. The iconic Runbird Motif features on the chest of this lightweight polo. The Quick Dry fabric is engineered for optimal performance, diffusing moisture from the body.

**SPECIFICATION:** Quick Dry technology, Sublimated print, Runbird on chest, Stretch/soft fabric

**SIZES:** S, M, L, XL, XXL

**MATERIALS:** Polyester & Spandex



Mint Navy Blue Bell White

## QUICK DRY BREEZE 1/4 ZIP

52GC1001

The lightweight, attenuated fabric of the Quick Dry 1/4 Zip makes this go-to outer layer as temperatures change. Elegant and simple, the Quick Dry material regulates body heat by absorbing and diffusing moisture.

**SPECIFICATION:** Quick Dry Technology, Lightweight & thin material, Stretch/soft material, Logo on sleeve and yoke

**SIZES:** S, M, L, XL, XXL

**MATERIALS:** Polyester & Spandex



Blue Bell Mint Navy

## WINDLITE GILET

52GE1002

Lightweight and practical, the water-repellent properties of the Windlite Gilet will make it the first item out of your bag as conditions change, featuring wind-protection technology and subtle zip pockets.

**SPECIFICATION:** Wind protection technology, Zip pockets, Runbird on chest & yoke, Material with water-repellent properties

**SIZES:** S, M, L, XL, XXL

**MATERIALS:** Polyester



Navy Blue Bell Black



## WINDLITE JACKET

52GE1001

The lightweight Windlite Jacket provides protection without compromising on structure and range of movement. Gently elasticated cuffs, wind-protection technology and water-repellent properties of the outer surface are among the key features.

**SPECIFICATION:** Wind protection technology, Zip pockets, Runbird on chest & yoke, Material with water-repellent properties, Elastic cuffs

**SIZES:** S, M, L, XL, XXL

**MATERIALS:** Polyester



Bluebell



Navy



Black

## MOVE TECH CITIZEN TROUSER

52GF1001

Strategically placed four-way-stretch MoveTech fabric provides complete freedom of movement in this lightweight, structured trouser. The fit is athletic and slim.

**SPECIFICATION:** MoveTech material, Structured, athletic fit

**SIZES:** S, M, L, XL, XXL

**MATERIALS:** Polyester & Spandex



Navy

Black



Grey

## MOVE TECH CITIZEN SHORT

52GF1031

A straight, modern-cut lightweight short featuring Mizuno's four-way stretch MoveTech material, anatomically positioned for ease of golfing movement.

**SPECIFICATION:** MoveTech material, Structured, athletic fit

**SIZES:** S, M, L, XL, XXL

**MATERIALS:** Polyester & Spandex



Grey

Black



Navy



# FOOTWEAR

## MIZUNO NEXLITE PRO (LEATHER)

51GM2110

**Superlight leather comfort.** The comfort of soft-touch leather, with the support and lightweight ride of an EVA midsole running shoe. Streamlined looks with monochrome Runbird logo and perfectly fitted upper – the result of a centrally placed BOA closure unit. Superlight at just 270g\* per shoe, taking the weight off both the joints and feet when walking 18 and beyond.

**SPECIFICATION:** Soft-touch leather upper, Cushioned ride EVA midsole, Central BOA closure unit for a clean fit, Ultralight at just 270g per shoe (\*size 7), Fully waterproof – 1 year warranty, Original Mizuno IG5 spike with 2 spares (replaceable by Silver Tornado Tour lock).

**SIZES:** UK 6.5 - 12



White/Silver



Black





## NEXLITE GSSPIKED

51GM2116

**Superlight waterproof performance.** The Nexlite GS Spike delivers stability in all conditions, with the support and lightweight ride of an EVA midsole running shoe. A soft-touch fully waterproof Kuraray upper is securely fitted with Mizuno's BOA system. Superlight at just 280g\* per shoe, taking the weight off both the joints and feet when walking 18 and beyond.

**SPECIFICATION:** Superlight at just 280g per shoe (\*size 7), BOA closure unit for secure fit, Soft touch, low maintenance Kuraray upper, Cushioned ride EVA midsole, Fully waterproof – 1 year warranty, Original Mizuno IG5 spike with 2 spares (replaceable by Silver Tornado Tour lock).

**SIZES:** UK 6.5 - 12



## NEXLITE GSSPIKELESS

51GM2155

**Featherlight waterproof performance.** The Nexlite GS Spikeless brushes the scales at a featherlight 235g per shoe\* but delivers the support and lightweight ride of an EVA midsole running shoe. A soft-touch fully waterproof Kuraray upper is securely fitted with Mizuno's BOA system. A hard-wearing X10 rubber sole maintains a secure grip in all but the wettest conditions.

**SPECIFICATION:** Featherlight at 235g per shoe (\*size 7), Soft touch, low maintenance Kuraray upper, BOA closure unit for secure fit, Cushioned ride EVA midsole, X10 rubber sole and tread for extended traction, Fully waterproof – 1 year warranty.

**SIZES:** UK 6.5 - 12



## NEXLITE 008BOA

51GM2120

**Float the fairways.** Float the fairways in the near weightless Nexlite 008. Stripped back to a breathable mesh upper and durable X10 high-traction sole, this might be the most comfortable golf shoe you'll ever wear straight from the box. Featherlight at 235g per shoe\*.

**SPECIFICATION:** Featherlight at 235g per shoe (\*size 7), BOA closure unit for secure fit, X10 rubber sole and tread for extended traction, Durable silicone toe wrap, Fully waterproof – 1 year warranty.

**SIZES:** UK 6.5 - 12



## NEXLITE 008BOALADIES

51GW2120

**SIZES:** UK 4.5 - 8





## G-STYLE

51GM2140

**Relax. G-Style.** Take a more relaxed approach to the game – or walk away in the new G-Style. Comfortable and stable, with soft-touch Kuraray upper. One-year waterproof warranty.

**SPECIFICATION:** Soft-touch Kuraray upper, High traction, durable sole, Derby profile for comfort fit, Lightweight 320g comfort, Fully waterproof – 1 year warranty.

**SIZES:** UK 6.5 - 12



White

Navy

## TOUR DELTA FITTED

52FF2000P

The Mizuno Tour Delta Fitted is a revolutionary, lightweight, comfortable cap that features fused panels for a seamless, stitch-free finish. This hat also features a lightweight visor fabrication, a new 3-layer multi-function headband, and patent-pending stain block technology to prevent sweat stains on the cap's crown. Features a 3D silicone welded front logo.

**FIT:** Small/Medium: 6 3/4" - 7 1/4" Large/XL: 7 1/8" - 7 5/8"

**MATERIALS:** 92% Polyester, 8% Spandex®



White

Royal

## TOUR PERFORMANCE

52FF1801P

The Mizuno Tour Performance fitted hat is constructed from a lightweight, moisture wicking, pique weave polyester blend. Also featured with this performance material is a sweat absorbing multi-layered headband for a secure and dry fit. This cap features both 3D and flat embroidered logo applications for a clean, classic look.

**FIT:** One Size Fits Most

**MATERIALS:** 99% Polyester, 1% P.U. Spandex®



Navy

Royal

Black

White

## TOUR VENT ADJUSTABLE

52FF2001P

The Mizuno Tour Vent Adjustable is a lightweight, adjustable, low profile hat featuring laser cut vent holes and a 3D silicone transfer logo. The new 3-layer multi-function headband features patent-pending stain block technology to prevent sweat stains on the cap's crown.

**FIT:** One Size Fits Most

**MATERIALS:** 92% Polyester, 8% Spandex®



White

Royal

Black



Grey

## TOUR FLAT SNAPBACK

52FF2002P

The Mizuno TOUR Flat Snapback is a flatbill that shares the same fabric as the TOUR Delta style with an adjustable snapback closure. Laser cut vent holes on the side panels add breathability and give the hat a modern look. Features a 3D embroidered logo with accent colour outline. The new 3-layer multi-function headband features patent-pending stain block technology to prevent sweat stains on the cap's crown.

**FIT:** One Size Fits Most

**MATERIALS:** 92% Polyester, 8% Spandex®



Dark Charcoal

Grey

Navy

White



California Blue

## FITTED MESHBACK

52FF1803P

This one size fits all hat features heathered polyester Jersey material front panels and stretch mesh back for unrivaled comfort and breathability. Front 3D embroidered logo and flat rear embroidered logo applications give this fitted mesh back hat a classic, clean look that performs both on and off the course.

**FIT:** One Size Fits Most

**MATERIALS:** 44% Polyester, 42% Nylon, 7% Cotton, 7% Spandex®



Black

Red/Navy



Navy

[golf.mizunoeurope.com](http://golf.mizunoeurope.com)



## 919 SNAPBACK

52FF1805P

This golf snapback is both stylish and functional, just like the Mizuno 919 irons (the primary inspiration for the front patch design). A premium acrylic, wool blend material allows the hat to stretch for an accommodating fit and breathability for comfort on hot days. The multi-layered headband quickly absorbs moisture to keep you cool and dry.

The 919 snapback is a great way to show you're a true Mizuno fanatic.

**COLOURS:** White

**SNACKBACK:** Onesize fits all

**MATERIALS:** 83% Acrylic, 15% Wool, 2% P.u. Spandex



White

Grey

## TOUR ELITE VISOR

52FF2002P

The Mizuno Tour Elite Visor is lightweight, technical, performance visor with a standard visor crown height. Features a 3D heat transfer front logo. The new 3-layer multi-function headband features patent-pending stain block technology.

**FIT:** OneSize Fits Most

**MATERIALS:** 92% Polyester, 8% Spandex®



White

Black

Navy

## BREATH THERMO BOBBLE HAT

52GW9505P

A striking one-size-fits-all bobble hat with bold Mizuno branding featuring Mizuno's revolutionary Breath Thermo thermal fabric, which absorbs moisture released by the body to turn it into heat.

**FIT:** Onesize fits all

**MATERIALS:** 97% Polyester, 3% Polyester



Grey &amp; Red

Deep Red

Navy &amp; Red

White &amp; Red

Blue

## BREATH THERMO BEANIE

52GW0506P

A colourful one-size-fits-all beanie featuring Mizuno's revolutionary Breath Thermo thermal fabric, which absorbs moisture released by the body to turn it into heat.

**FIT:** Onesize fits all

**MATERIALS:** 97% Polyester, 3% Polyester



Navy

Grey

Blue

Black

## MIZUNO PRACTICE BALL BAG

PRACBALL20

The return of the classic practice accessory – to mark the return of Mizuno's iconic two-tone blue.

**SPECIFICATION:** Fabric construction, Structured base, RB logo to one side.



## TOUR TWIN CANOPY UMBRELLA

UMB19P

Double Canopy Umbrella for Golf



Staff

Black/White

Grey/Blue

Navy/Red



**IRON HEADCOVERS (3-PW, GW, SW, LW)**

5LJH182000

Protective 11 piece set

3-PW + GW/SW / LW. With velcro closure.  
Remove after play to avoid rust.

**TOUR DRIVER HEADCOVER**

5LJH202100

Made from the same PU leather materials as the Tour Staff Bag, this driver headcover is a perfect match to complete your bag.



Staff

Black/Charcoal

**TOUR FW HEADCOVER**

5LJH202200

Made from the same PU leather materials as the Tour Staff Bag, these metal wood headcovers are a perfect match to complete your bag.



Staff

Black/Charcoal

**TOUR UTILITY HEADCOVER**

5LJH202300

Made from the same PU leather materials as the Tour Staff Bag, these utility headcovers are a perfect match to complete your bag. Interchangeable Velcro patches included.



Staff


Black/Charcoal

**MIZUNO GIFT PACK**

GIFTPACK19

**MIZUNO MICROFIBER TOWEL**

ZT180P

**SIZE:** (15.75" x 23.6")**WINTER MITTEN**

WM700P

**MATERIALS:**

Outer fabric – 100% Nylon  
Interior fleece – 100% Polyester

**MIZUNO DEN CADDY**

DENCADDY20

Astunning small replica of Mizuno Tour Staff Bag. Ideal for accenting a fitting studio, driving range or any space in need of the iconic Mizuno flavor.

**MIZUNO PEN CADDY**

PENCADDY20

The Pen Caddy features a large top opening for pens/drink and a business card pocket sleeve on the front.





## MIZUNO ONBOARDER

ONBOARD20

Engineered to fit current British Airways hand-luggage dimensions, with four multi-directional wheels for ease of movement. Integrated design allows the Mizuno Briefcase or Mizuno Backpack to fit seamlessly over the Onboarder's retractable handle.

- Engineered to fit current British Airways hand-luggage dimensions
- Optimal movement through four multi-directional wheels.
- Integrated design allowing the Mizuno Briefcase or Mizuno Backpack to fit seamlessly over the retractable handle



## MIZUNO BACKPACK

BACKPACK20

Multi-compartment layout with soft-touch padded sleeve for a laptop or tablet. New improved fit features narrower shoulder straps and additional strap-padding for extra comfort. Includes drinks holders on both sides, an additional front-facing pocket with organiser and a rear-facing strap to fit over the handle of the Mizuno Onboarder.

- Multi-compartment layout
- Soft-touch padded sleeve for laptop or tablet protection
- New improved fit featuring narrower shoulder straps
- Extra comfort with additional strap-padding
- Drinks holders on both sides and additional front-facing pocket with organiser
- Rear-facing strap engineered to fit over the handle of the Mizuno Onboarder



## MIZUNO SHOE BAG

SHOEBAG20

Mesh-ventilated with a single strap and additional storage space through a sleek internal pocket.

- Mesh-ventilated with a single strap
- Additional storage space through sleek internal pocket
- Space for one pair of shoes



## BRIEFCASE 2020

BRFCASE20

Extra protection for Laptop/tablet featuring a specialist padded compartment. The padded single strap provides day-long comfort. Features a larger middle-pocket, a front-facing pocket with organiser and a rear-facing strap to fit over the handle of the Mizuno Onboarder.

- Specialist Laptop/tablet compartment providing added padding/protection
- Padded single strap for day-long comfort
- Features a larger middle-pocket and front-facing pocket with organiser
- Rear-facing strap engineered to fit over the handle of the Mizuno Onboarder.



## FOLDABLE TRAVEL COVER 2020

TRCOVER20

Internal club overwrap and padding for maximum club protection with increased top-padding for additional club-head cushioning. Highly mobile thanks to six multi-directional wheels. Provides space to carry a full cart bag or pair of smaller carry bags. Foldable design minimizes storage space in a retail or home environment.

- Fits a cart bag or a pair of smaller carry bags
- Internal club-overwrap and padding for maximum club protection
- Increased top-padding for additional club-head cushioning
- Maximum ease-of-use through six multi-directional wheels
- Foldable design optimises storage space in a retail or home environment









